

**PetitePro** ★

# USER'S MANUAL

PetitePro-X



## **PetitePro-X**

A professional desktop dust collector for nail technicians, engineered for efficient dust extraction, workspace cleanliness, and all-day comfort

Designed for specialists seeking maximum performance without compromising workspace aesthetics

PetitePro X combines power, an advanced filtration system, and SHEMAX engineering in one compact body

# PACKAGE CONTENTS

02

- 1** PetitePro-X – 1 pc.
- 2** Filter – 1 pc.
- 3** Power supply – 1 pc.



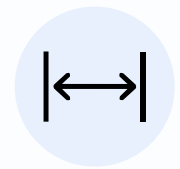
## BEFORE YOU START

Verify package contents upon unboxing

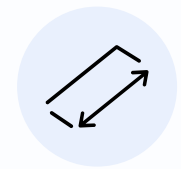
The manufacturer reserves the right to change product specifications and appearance without prior notice

# DIMENSIONS & SPECIFICATIONS

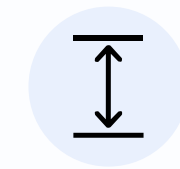
02



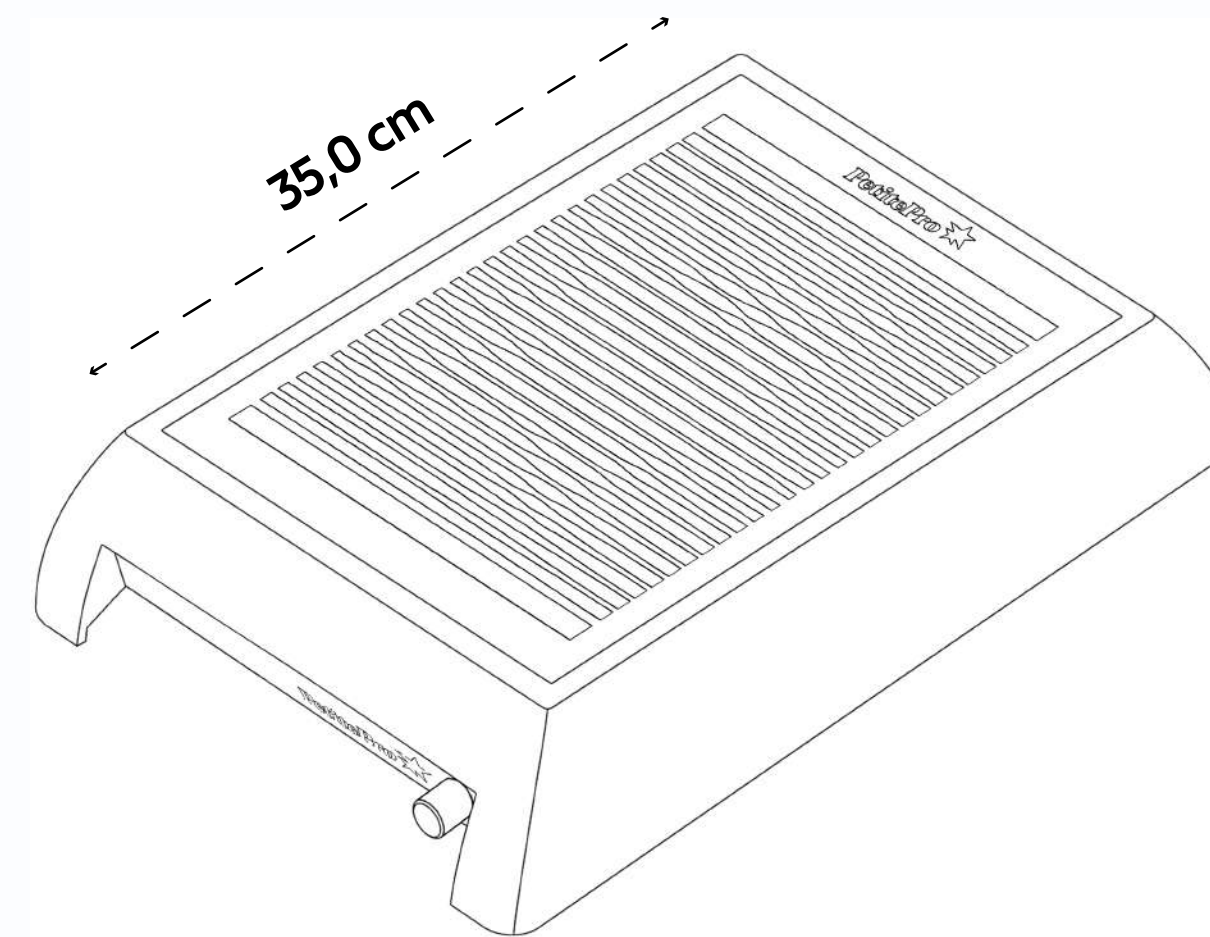
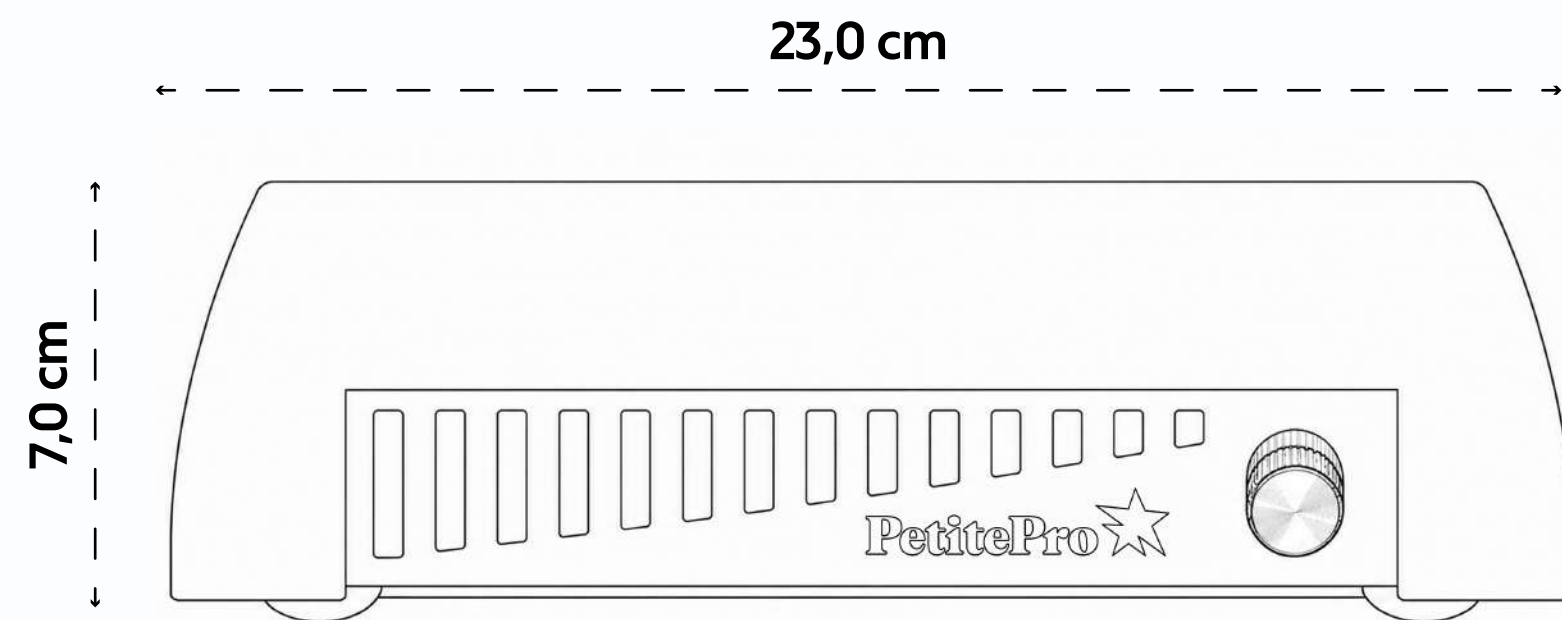
Surface width: 23,0 cm



Surface length: 35,0 cm



Case height: 7,0 cm



# ADVANCED FILTRATION SYSTEM

04

## 1 Filter Instead of a Dust Bag

Next-generation filtration ensures clean air and allows quick dust removal after each client  
Bagless technology. No messy dust contact  
Zero compromise on cleanliness

## 2 Magnetic Metal Grill

Robust magnetic design securely locks the filter and provides instant cleaning access  
The premium metal finish and branded logo highlight the signature PetitePro style

## 3 Soft-Start Motor System


The soft-start feature reduces engine strain, extending the device lifespan  
Crucial for high-volume technicians with back-to-back appointments

## 4 Energy-Efficient High Performance

Powerful dust extraction combined with low power consumption  
Maximum performance with minimal energy costs

## **PetitePro** ★

PetitePro-X is developed by the SHEMAX engineering team. Its sophisticated design, optimized airflow, and field-tested technical solutions ensure stable performance even under heavy workloads.



# ADVANTAGES

06

## Peak Power in the PetitePro Line

Powerful airflow effectively captures dust directly at the workspace, maintaining cleanliness and comfort during every procedure

**PetitePro** 

## Dust Capture Speed

**3.7** M/S

The highest rate among  
PetitePro models

# GETTING STARTED & MAINTENANCE

07

**1** Put on a protective mask and gloves

**2** Plug the device into an AC outlet and turn it on

**3** Set the required operating speed

**4** After use, turn off the device and unplug it from the mains

**5** Remove remaining dust from the metal grill using a soft brush

**6** Remove the magnetic metal grill

**7** Remove the filter from the top housing  
Place it dirty side down on a wipe and gently tap out the dust

**8** Reinstall the cleaned filter into the device

**9** Replace the metal grill

# SAFETY REGULATION

08



Use the device only for its intended purpose



Do not allow children or persons with disabilities to use the device unsupervised



Use only the original power supply included in the package



Do not leave the device unattended while plugged in



Do not unplug the device while it is running



Do not attempt to repair the device or replace its parts yourself



**WARNING:** The manufacturer is not liable for consequences resulting from improper use or failure to follow operating instructions

# MAINTENANCE & CARE

09

- 1** Clean the filter regularly to maintain maximum suction power
- 2** Use only dry wipes or soft brushes to clean the housing and filter
- 3** Do not wash the filter or expose it to moisture
- 4** Replace the filter every 2–3 months (depending on workload intensity)
- 5** To clean the metal grill, apply disinfectant to a wipe and gently wipe the surface.
- 6** Always dry the metal with a clean wipe after cleaning. Leaving the surface wet may cause corrosion
- 7** If signs of corrosion appear, gently buff the metal surface
- 8** Do not leave the device plugged in unattended
- 9** Always power off the device after finishing work
- 10** Only use accessories included in the original package



**IMPORTANT!** In case of violation of the rules of operation and maintenance, the warranty for the device is not provided.



shemax.ua




info@petitepro.com



+380-99-907-32 92

SCAN AND FOLLOW OUR INSTAGRAM →



INSTAGRAM

@petitepro.official